


: C9FGH5F¹ TECHNICAL SPECIFICATION · 1ST WALL CLADDING

1ST WALL CLADDING · TEAK




WEIGHT PER METER	2.55 KG+-5%
WEIGHT PER SQM	17.02 KG+-5%
DIMENSION	176.5 MM +-0.8 MM 25MM +-0.8 MM
WIDTH WIDTH	150 MM
WALL THICKNESS	+4.0 MM
LOADING TEST WITH GAP 35CM	390 KG+-10%
FLEXURE STRENGTH	20 MPA

1ST WALL CLADDING · LIGHT GREY



WEIGHT PER METER	2.55 KG+-5%
WEIGHT PER SQM	17.02 KG+-5%
DIMENSION	176.5 MM +-0.8 MM 25MM +-0.8 MM
WIDTH WIDTH	150 MM
WALL THICKNESS	+4.0 MM
LOADING TEST WITH GAP 35CM	390 KG+-10%
FLEXURE STRENGTH	20 MPA

1ST WALL CLADDING · DARK GREY

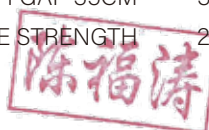


WEIGHT PER METER	2.55 KG+-5%
WEIGHT PER SQM	17.02 KG+-5%
DIMENSION	176.5 MM +-0.8 MM 25MM +-0.8 MM
WIDTH WIDTH	150 MM
WALL THICKNESS	+4.0 MM
LOADING TEST WITH GAP 35CM	390 KG+-10%
FLEXURE STRENGTH	20 MPA

1ST WALL CLADDING · DARK BROWN



WEIGHT PER METER	2.55 KG+-5%
WEIGHT PER SQM	17.02 KG+-5%
DIMENSION	176.5 MM +-0.8 MM 25MM +-0.8 MM
WIDTH WIDTH	150 MM
WALL THICKNESS	+4.0 MM
LOADING TEST WITH GAP 35CM	390 KG+-10%
FLEXURE STRENGTH	20 MPA



FOERSTAR[®] CERTIFICATION · IOS9001



Certificate of Management System Certification

This is to certify the quality management system of

XUANCHENG FUMEIDA NEW MATERIALS CO., LTD.

Unified Social Credit Code: 91341802672610346Q

REGISTRATION ADDRESS: NEW AREA, XUANCHENG INDUSTRIAL ZONE, XUANCHENG CITY, ANHUI PROVINCE
MANAGEMENT/PRODUCTION ADDRESS: NO. 5, MEIZIGANG ROAD, HIGH-TECH INDUSTRIAL DEVELOPMENT ZONE, XUANCHENG CITY, ANHUI PROVINCE

Is in conformity with

ISO 9001:2015

This certificate covers the following area

PRODUCTION OF WOOD-PLASTIC FLOORING

Initial Certification Date: SEP.23,2014	Issue Date: From SEP.21,2020
Validity Period: From SEP.21,2020 To SEP.20,2023	
Certificate No.: U919120Q31456R2M	legal representative: <i>Pang Ying</i>



Certified client shall receive at least one surveillance audit every year within the validity period, the certificate shall only be valid when used in conjunction with the Notice Letter of Annual Surveillance Certification Decision. Note: The management system certification audit report and surveillance conclusion notice can obtain from the HXQC Certified Clients Relationship Management System (website: vip.hxqc.cn)
Information on this certificate could be verified on the official website of Certification and Accreditation Administration of the People's Republic of China (www.cnea.gov.cn) and www.hxqc.cn

Beijing Daluhangxing Quality Certification Center Co., Ltd.





Certificate of Management System Certification

This is to certify the environmental management system of

XUANCHENG FUMEIDA NEW MATERIALS CO., LTD.

Unified Social Credit Code:91341802672610346Q

REGISTRATION ADDRESS: NEW AREA, XUANCHENG INDUSTRIAL ZONE, XUANCHENG CITY, ANHUI PROVINCE
MANAGEMENT/PRODUCTION ADDRESS: NO. 5, MEIZIGANG ROAD, HIGH-TECH INDUSTRIAL DEVELOPMENT ZONE, XUANCHENG CITY, ANHUI PROVINCE

Is in conformity with

ISO 14001:2015

This certificate covers the following area

PRODUCTION OF WOOD-PLASTIC FLOORING

Initial Certification Date: SEP.23,2014 Issue Date: From SEP.21,2020

Validity Period: From SEP.21,2020 To SEP.20,2023

Certificate No.: U919120E30648R2M legal representative: *Pang Ying*





Certified client shall receive at least one surveillance audit every year within the validity period, the certificate shall only be valid when used in conjunction with the Notice Letter of Annual Surveillance Certification Decision. Note: The management system certification audit report and surveillance conclusion notice can obtain from the HXQC Certified Clients Relationship Management System (website: vip.hxqc.cn)
Information on this certificate could be verified on the official website of Certification and Accreditation Administration of the People's Republic of China (www.cca.gov.cn) and www.hxqc.cn



Beijing Daluhangxing Quality Certification Center Co., Ltd.

陈福涛

XUANCHENG FUMEIDA NEW MATERIALS CO., LTD.
宣城福美达新材料有限公司

FOERSTAR[®] CERTIFICATION · BSCI 2021

Monitoring result for Xuancheng Fumeida New Materials Co., Ltd on site Xuancheng Fumeida New Materials Co., Ltd



Monitoring

Monitored Party	: Xuancheng Fumeida New Materials Co., Ltd	amfori ID	: 156-004343-000
Site	: Xuancheng Fumeida New Materials Co., Ltd	Site amfori ID	: 156-004343-002
Address	: No.5, Meizigang Road, North District Industrial Park	Monitoring Activity	: amfori Social Audit - Manufacturing
	: Xuancheng	Monitoring Type	: Follow-up Monitoring
	: Anhui Sheng	Submission Date	: 21/08/2021
	: China	Expiration Date	: 29/05/2022

This is an extract of the online monitoring result, generated on 08/10/2021, and is only valid as an acknowledgement of the result. To see all the details, review the full monitoring result, which is available [here](#) - The English version is the legally binding one.



amfori does not assume any liability with regard to the compliance of this extract, or any versions of this extract, with the Regulation (EU) 2016/679 (General Data Protection Regulation).

*All rights reserved. No part of this publication may be reproduced, translated, stored in a retrieval system, or transmitted, in any form or by any means electronic, mechanical, photocopying, recording or otherwise, be lent, re-sold, hired out or otherwise circulated without the amfori consent.
© amfori, 2021*

Overall rating



Section rating

PA1: Social Management System	D
PA 2: Workers Involvement and Protection	A
PA 3: The Rights of Freedom of Association and Collective Bargaining	A
PA 4: No Discrimination	A
PA 5: Fair Remuneration	B
PA 6: Decent Working Hours	D
PA 7: Occupational Health and Safety	A
PA 8: No Child Labour	A
PA 9: Special Protection for Young Workers	A
PA 10: No Precarious Employment	A
PA 11: No Bonded Labour	A
PA 12: Protection of the Environment	A

陈福涛





Xuancheng Fumeida New Materials Co., Ltd

TEST REPORT

SCOPE OF WORK

WPC Decking

REPORT NUMBER

201019001SHF-001

TEST DATE(S)

2020-10-19 - 2020-12-10

ISSUE DATE

2020-12-10

PAGES

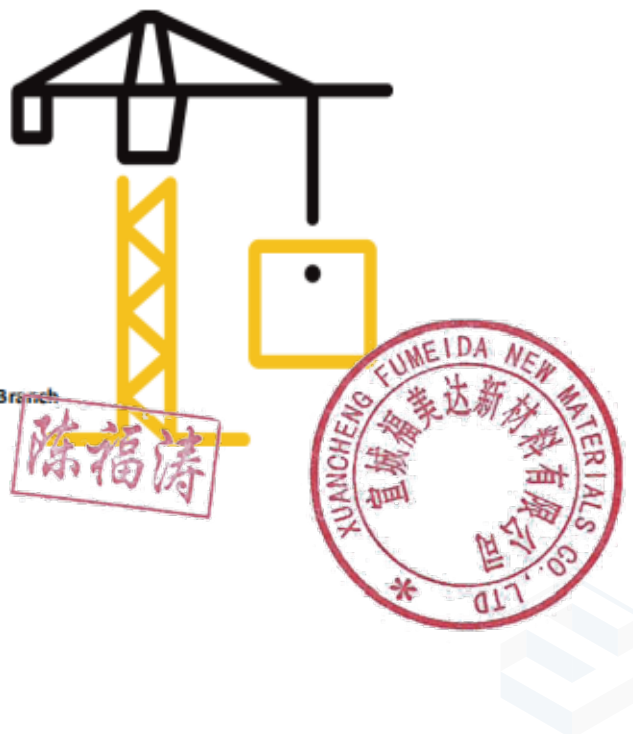
15

DOCUMENT CONTROL NUMBER

LFT-APAC-SHF-OP-10k(May 1, 2020)

© 2020 INTERTEK

Intertek Testing Services Shenzhen Ltd. Shanghai Fengxian Branch



FOERSTAR[®] CERTIFICATION · REACH



Test Report No. SHAHG1826122601 Date: 03 Dec 2018 Page 1 of 3.

SGS MULTILAB
65 RUE ETTORE BUGATTI TECHNOPOLE DU MADRILLET 76801 SAINT ETIENNE DU ROUVRAY CEDEX
FRANCE

The following sample(s) was/were submitted and identified on behalf of the clients as : WPC FENCE BOARDS

SGS Job No. : SHHL1811071181SD - SH
Buyer : SGBDF
PO No. : RN18-24836
Supplier : XUANCHENG FUMEIDA
Style No. : RN18-24836
Reference No. : RN18-24836
Date of Sample Received : 29 Nov 2018
Testing Period : 29 Nov 2018 - 03 Dec 2018
Test Requested : Selected test(s) as requested by client.
Test Method : Please refer to next page(s).
Test Results : Please refer to next page(s).

Result Summary :

Test Requested	Conclusion
Entry 23 of Regulation (EC) No 552/2009 amending Annex XVII of REACH Regulation (EC) No 1907/2006 and its amendments Regulation (EU) No. 494/2011 and Regulation (EU) 835/2012- Total Cadmium	PASS
Entry 20 of Regulation (EC) No 276/2010 amending Annex XVII of REACH Regulation (EC) No 1907/2006 – Organostannic compounds	PASS
Commission Regulation (EU) No 1272/2013 amending Annex XVII of REACH Regulation (EC) No 1907/2006- Polycyclic Aromatic Hydrocarbons (PAHs)	PASS

Signed for and on behalf of
SGS-CSTC Standards Technical Services (Shanghai) Co., Ltd.

Serena Wang
Approved Signatory



Unless otherwise agreed in writing, this document is issued by the Company subject to its General Conditions of Service printed overleaf, available on request or accessible at <http://www.sgs.com/et/Terms-and-Conditions.aspx> and, for electronic format documents, subject to Terms and Conditions for Electronic Documents at <http://www.sgs.com/et/Terms-and-Conditions/Terms-e-Documents.aspx>. Attention is drawn to the limitation of liability, indemnification and jurisdiction issues defined therein. Any holder of this document is advised that information contained hereon reflects the Company's findings at the time of its intervention only and within the limits of Client's instructions, if any. The Company's sole responsibility is to its Client and this document does not exonerate parties to transaction from exercising all their rights and obligations under the transaction documents. This document cannot be reproduced except in full, without prior written approval of the Company. Any unauthorized reproduction or falsification of the content or appearance of this document is unlawful and offenders may be prosecuted to the fullest extent of the law. Unless otherwise stated, results shown in this test report refer only to the sample(s) tested.
Attention: To check the authenticity of testing/inspection report & certificate, please contact us by telephone: (86-755) 8307 or email: CN.Doccheck@sgs.com
3rd Building, No. 889 Yixian Road, Xuhui District, Shanghai, China 200233 TEL: (86-21) 61432331 / (86-21) 61432327 www.sgs.com
中国·上海·徐汇区宜山路889号3号楼 邮编: 200233 TEL: (86-21) 61432331 / (86-21) 61432327 e: sgs.china@sgs.com



Member of the SGS Group (SGS SA)

FOERSTAR®



FORESTAR® WPC CLADDING 5-Year Limited Warranty

This warranty covers FORESTAR® WPC CLADDING products for a period of five (5) years from date of the delivery.

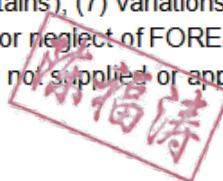
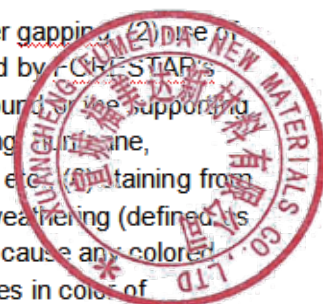
FORESTAR, ("Warrantor") warrants all the **Cladding will not check, splinter, delaminate, rot, or suffer structural damage from fungal decay** when used in conjunction with an above ground application in a residential structure, under normal residential use and is installed and maintained according to manufacturer's guidelines.

Purchaser's sole remedy for any claim whatsoever arising out of the purchase, use, storage or possession of FORESTAR® products (whether such claim arises is contract, warranty, tort, strict liability or otherwise), including without limitation any claim that FORESTAR® products failed to perform as warranted above, shall be replaced with new FORESTAR® product in an amount equal to the volume of defective material as listed on the prorated warranty schedule. Replacement material will be provided that is as close as possible in color, design and quality to the original installation, but we do not guarantee an **exact match** as colors and designs may change. Warrantor may elect to refund the percentage of the original purchase price listed on the Prorated Warranty Schedule in lieu of replacing the product.

To obtain replacement, the original owner should send this **warranty certificate, copy of original invoice and photos of the issue** to mail box.

Warrantor shall not be liable for installation, removal or reinstallation costs or for any indirect, punitive, exemplary or consequential damages of any kind. FORESTAR does not warrant against and is not responsible for, and no implied warranty shall be deemed to cover, any condition attributable to: (1) improper installation of FORESTAR products and/or

failure to abide by FORESTAR's installation guidelines, including but not limited to improper gapping, (2) use of FORESTAR products beyond normal residential use, or in an application not recommended by FORESTAR's installation guidelines and local building codes; (3) movement, distortion, collapse or settling of the ground or supporting structure on which FORESTAR® products are installed; (4) any act of God (such as flooding, hurricane, earthquake, lightning, etc.); (5) environmental condition such as air pollution, mold, mildew, etc.; (6) staining from foreign substances such as dirt, grease, oil, harsh chemicals found in cleaners or normal weathering (defined as natural efflorescence, exposure to sunlight, weather and atmospheric conditions which will cause any color on surface to gradually fade, flake, chalk, or accumulate dirt or stains); (7) variations or changes in color of FORESTAR products; (8) improper handling, storage, abuse or neglect of FORESTAR products by Purchaser or third parties; (9) ordinary wear and tear; or (10) any fasteners not supplied or approved by FORESTAR®.





ΚΑΤΑΛΛΗΛΟ ΓΙΑ ΕΣΩΤΕΡΙΚΗ & ΕΞΩΤΕΡΙΚΗ ΧΡΗΣΗ



WPC 3D PANEL ΕΠΕΝΔΥΣΗΣ ΜΕ ΠΗΧΑΚΙΑ ΟΔΗΓΙΕΣ ΕΓΚΑΤΑΣΤΑΣΗΣ

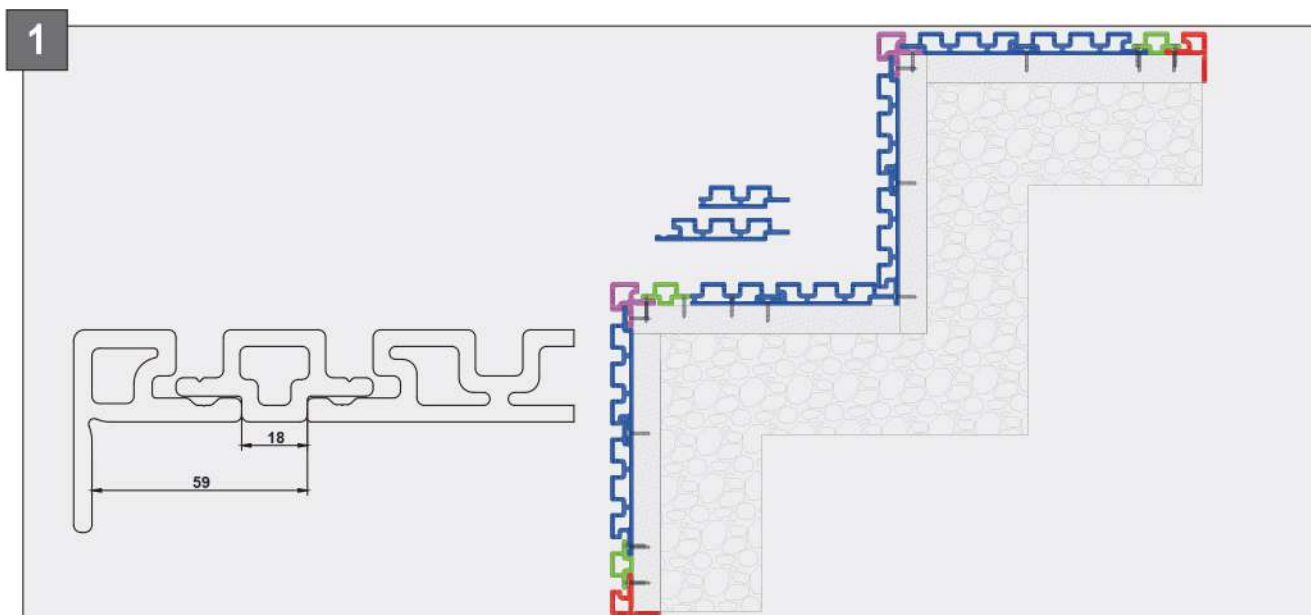
ΕΞΑΙΡΕΤΙΚΗ ΕΜΦΑΝΙΣΗ

ΑΝΤΙΜΟΥΧΛΙΚΟ / ▲ΕΝ ΔΙΑΒΡΩΝΕΤΑΙ / ΔΕ ΡΑΓΙΖΕΙ ΚΑΙ ΔΕΝ ΠΡΟΣΒΑΛΜΕΤΑΙ ΑΠΟ ΕΝΤΟΜΑ

ΚΑΤΑ ΤΩΝ ΛΕΚΕΔΩΝ / ΠΡΟΣΤΑΣΙΑ UV

▲ΕΝ ΧΡΕΙΑΖΕΤΑΙ ΒΑΨΙΜΟ / ▲ΕΝ ΠΕΡΙΕΧΕΙ ΜΕΘΑΝΟΛΗ

 **NEW PLAN**
FLOOR & WALL MATERIALS



1. Πρώτο βήμα πριν προχωρήσουμε στην εγκατάσταση των WPC panels με πηγάκια είναι να αξιολογήσουμε το μέγεθος και τις γωνίες του τοίχου που θα τοποθετηθούν, ώστε να υπολογίσουμε την ακριβή ποσότητα των panels αλλά και των αξεσουάρ που θα χρειαστούμε.
2. Αρχικά πρέπει να τοποθετήσουμε την εξωτερική γωνία (βλ. σχέδιο 1 με μοβ) εφόσον υπάρχει και μετά τοποθετούμε τα panels (βλ. σχέδιο 1 με μπλε).
3. Τελευταίο βήμα είναι να βιδώσουμε τη γωνία τελειώματος (βλ. σχέδιο 1 με κόκκινο) και τη μονη λωρίδα (βλ. σχέδιο 1 με πράσινο). Αν ο χώρος δεν επαρκεί για τοποθέτηση ολόκληρου του panel, υπάρχει η δυνατότητα κοπής κατά μήκος όπως φαίνεται και στο σχέδιο.

WPC 3D PANELS & ΑΞΕΣΟΥΑΡ



WPC 3D Panel

Μονή λωρίδα

Εξωτερική γωνία

Γωνία τελειώματος

Βίδες

ΑΠΑΡΑΙΤΗΤΑ ΕΡΓΑΛΕΙΑ



Κρουστικό δρέπανο

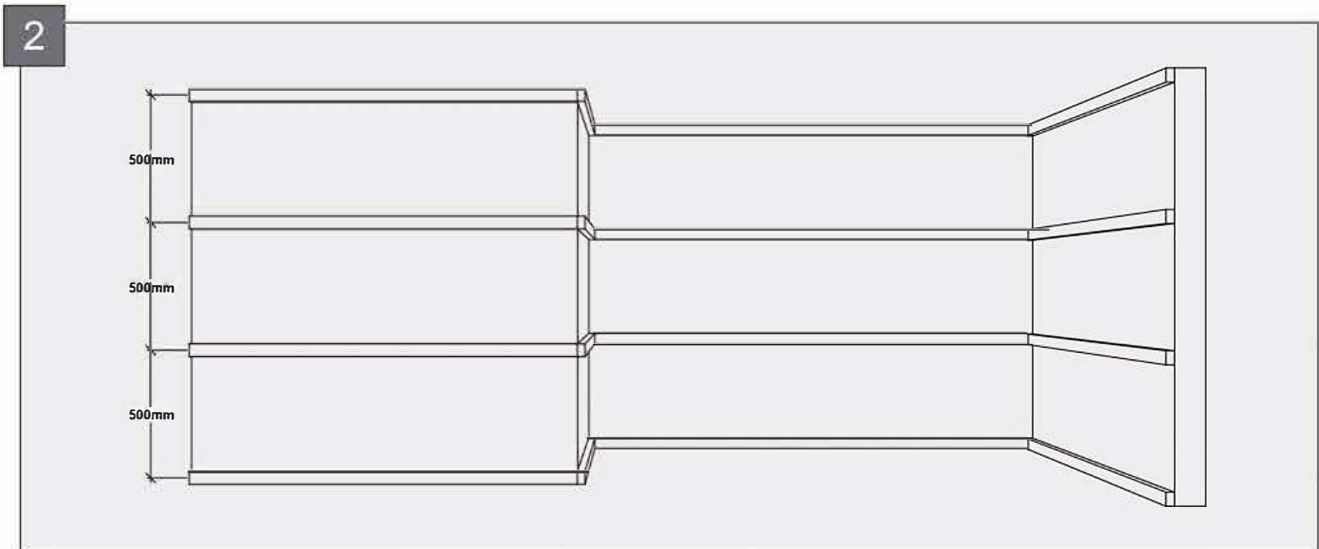
Βιδολόγος

Μέτρο

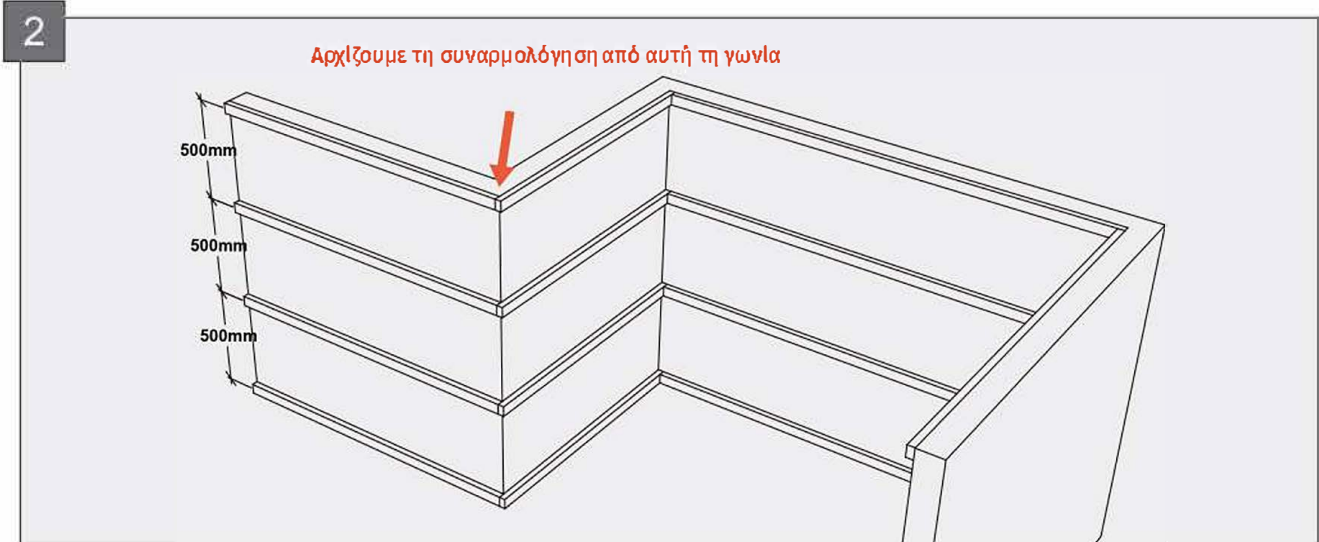
Κλειδί

Αλφάδι

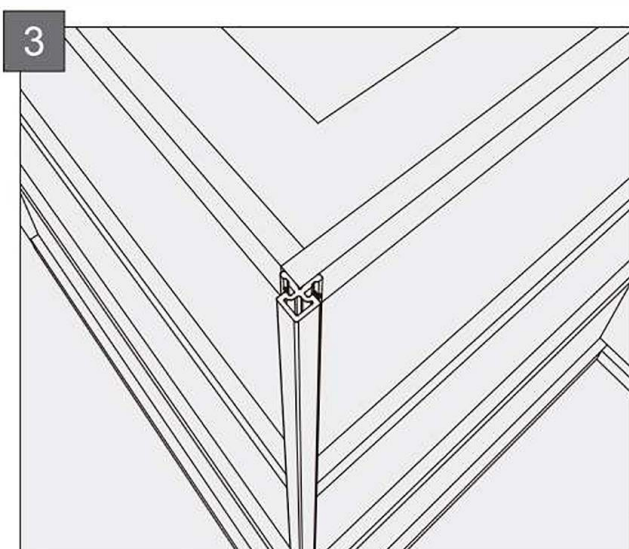
Σφυρί



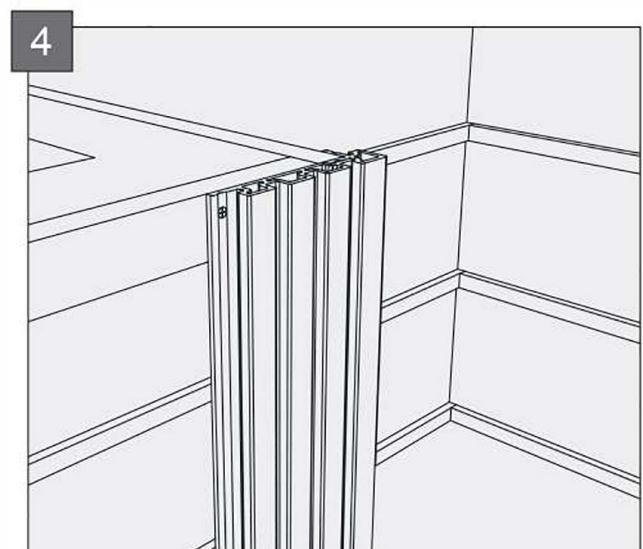
Πριν προχωρήσουμε στην εγκατάσταση της επένδυσης τοίχου, θα πρέπει να τοποθετήσουμε τα καδρόνια πάνω στα οποία θα βιδωθούν τα panels και τα αξεσουάρ. Η απόσταση ανάμεσα στα καδρόνια θα πρέπει να είναι $\leq 500\text{mm}$ και το πάχος του καδρονιού 30mm .



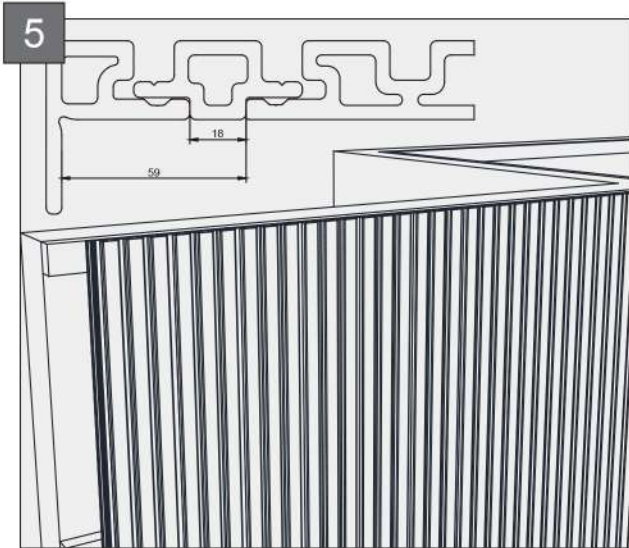
Ανάλογα με το σχήμα το τοίχου, επιλέγουμε πως θα ξεκινήσει η τοποθέτηση. Εφόσον υπάρχει στον τοίχο εξωτερική γωνία ξεκινάμε από εκεί.



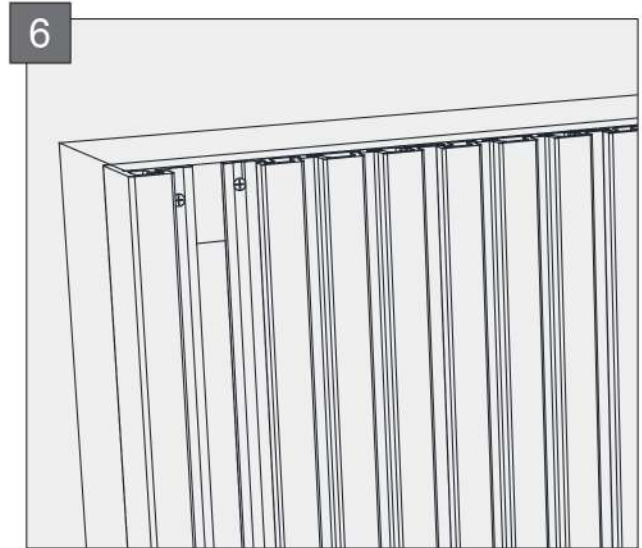
Αρχικά λοιπόν βιδώνω την εξωτερική γωνία επάνω στο καδρόνι.



Στη συνέχεια βιδώνω τα panels προς τη μια πλευρά του τοίχου



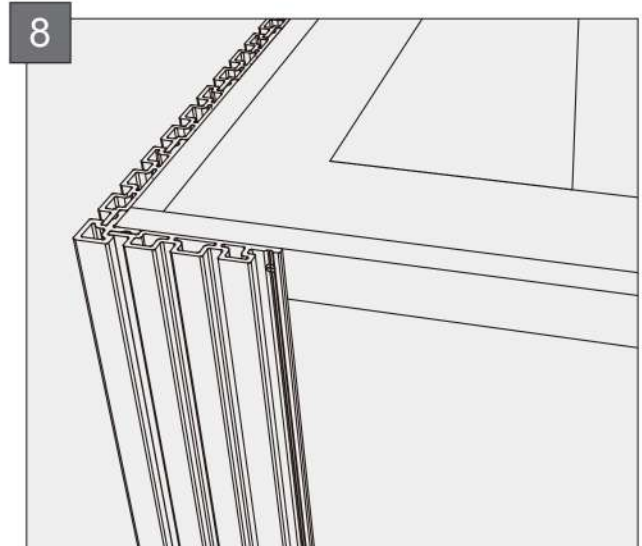
Εγκαθιστούμε τα WPC panels με τη σειρά και προς το τέλος του τοίχου υπολογίζουμε τον χώρο για τη γωνία τελειώματος και τη μονή λωρίδα.



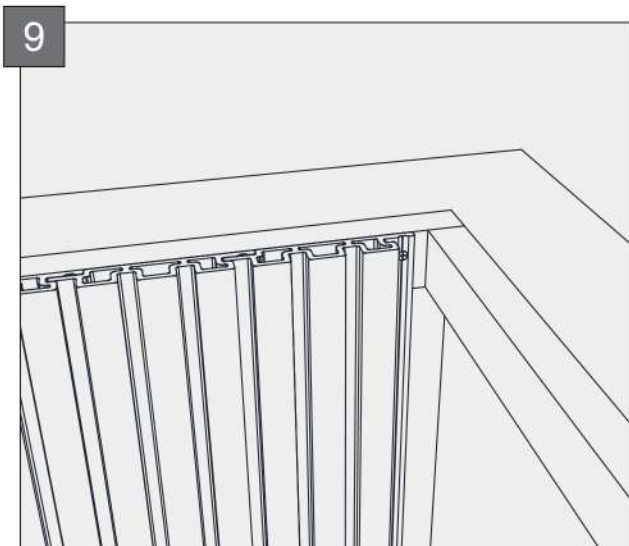
Αρχικά λοιπόν τοποθετούμε τη γωνία τελειώματος.



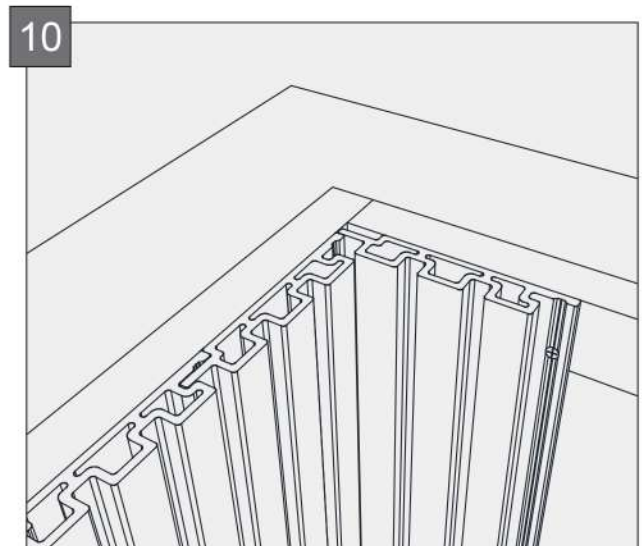
Και μετά τοποθετούμε τη μονή λωρίδα όπως φαίνεται στην εικόνα.



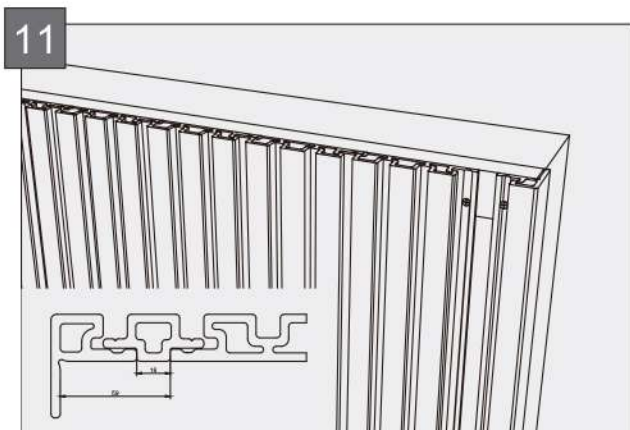
Εφόσον ολοκληρώσουμε τη μία πλευρά του τοίχου, συνεχίζουμε με τοποθέτηση των panels και στην άλλη.



Συνεχίζουμε την εγκατάσταση των πανελς, μεχρι να φτάσουμε στην εσωτερική γωνία του τοίχου.



Θα πρέπει να αφήσουμε ένα μικρό κενό στον προηγούμενο τοίχο ώστε να μπορεί να χωρέσει το επόμενο panel. Τοποθετώ το επόμενο με φορά ώστε να μπορεί να βιδωθεί δεξιά.



Ολοκληρώνουμε την εγκατάσταση και σε αυτόν τον τοίχο υπολογίζοντας πάλι χώρο για τη γωνία τελειώματος και τη μονή λωρίδα.



Τελευταίο βήμα είναι η τοποθέτηση της μονής λωρίδας και η WPC επένδυση τοίχου με πηχάκια είναι έτοιμη.

13

	10°C	20°C	30°C	40°C	50°C	60°C	70°C	80°C
1.0M	0.5	1.0	1.5	2.0	2.5	3.0	3.5	4.0
2.0M	1.0	2.0	3.0	4.0	5.0	6.0	7.0	8.0
2.2M	1.1	2.2	3.3	4.4	5.5	6.6	7.7	8.8
2.9M	1.5	2.9	4.4	5.8	7.3	8.7	10.2	11.6
4.0M	2.0	4.0	6.0	8.0	10.0	12.0	14.0	16.0
5.0M	2.5	5.0	7.5	10.0	12.5	15.0	17.5	20.0
5.8M	2.9	5.8	8.7	11.6	14.5	17.4	20.3	23.2

Ο παραπάνω πίνακας δείχνει πώς το μήκος του WPC διαφοροποιείται ανάλογα με τη θερμοκρασία. Στην πρώτη οριζόντια γραμμή είναι οι θερμοκρασίες και στην πρώτη κάθετη γραμμή το μήκος του WPC.

Στις περισσότερες περιοχές στην Ελλάδα, η θερμοκρασία δεν είναι μεγαλύτερη από 40°C και με δεδομένο ότι το μήκος του WPC είναι 2,90m, προτείνουμε, το διάκενο διαστολής μεταξύ της ένωσης δύο σανίδων να είναι στα 5,8mm.